



Half-fold Brochure 8.5"x11"

Landscape

Design Guidelines - Front Page

**Trim Area: 8.75" x 5.75"**

To avoid unwanted white borders at the edge of your final product, your design should extend to the outer edge. Important information, such as text, should not extend into this area since it's at risk of being cut off.

**Safety Line: 8.25" x 5.25"**

This solid line shows the edge of the safe area. Your design should extend beyond the safety line into the trim area, but important content should remain within the safety line to avoid being cut off.

**Safe Area**


Everything inside this area is safe. Keep all important content within this box.



Half-fold Brochure 8.5"x11"

Landscape

Design Guidelines - Inside Page



Trim Area: 8.75" x 11.25"

To avoid unwanted white borders at the edge of your final product, your design should extend to the outer edge. Important information, such as text, should not extend into this area since it's at risk of being cut off.



Safety Line: 8.25" x 10.75"

This solid line shows the edge of the safe area. Your design should extend beyond the safety line into the trim area, but important content should remain within the safety line to avoid being cut off.



Safe Area

Everything inside this area is safe. Keep all important content within this box.



Half-fold Brochure 8.5"x11"

Landscape

Design Guidelines - Back Page



Trim Area: 8.75" x 5.75"

To avoid unwanted white borders at the edge of your final product, your design should extend to the outer edge. Important information, such as text, should not extend into this area since it's at risk of being cut off.



Safety Line: 8.25" x 5.25"

This solid line shows the edge of the safe area. Your design should extend beyond the safety line into the trim area, but important content should remain within the safety line to avoid being cut off.




Safe Area

Everything inside this area is safe. Keep all important content within this box.



Tri-fold Brochure 8.5"x11" Landscape Design Guidelines - Front Page

**Trim Area: 11.25" x 8.75"**

To avoid unwanted white borders at the edge of your final product, your design should extend to the outer edge. Important information, such as text, should not extend into this area since it's at risk of being cut off.

**Safety Line: 10.75" x 8.25"**

This solid line shows the edge of the safe area. Your design should extend beyond the safety line into the trim area, but important content should remain within the safety line to avoid being cut off.

**Safe Area**


Everything inside this area is safe. Keep all important content within this box.



Tri-fold Brochure 8.5"x11"

Landscape

Design Guidelines - Back Page

**Trim Area: 8.75" x 11.25"**

To avoid unwanted white borders at the edge of your final product, your design should extend to the outer edge. Important information, such as text, should not extend into this area since it's at risk of being cut off.

**Safety Line: 8.25" x 10.75"**

This solid line shows the edge of the safe area. Your design should extend beyond the safety line into the trim area, but important content should remain within the safety line to avoid being cut off.

**Safe Area**

Everything inside this area is safe. Keep all important content within this box.



Half-fold Brochure 11"x17" Landscape Design Guidelines - Front Page

**Trim Area: 11.25" x 8.75"**

To avoid unwanted white borders at the edge of your final product, your design should extend to the outer edge. Important information, such as text, should not extend into this area since it's at risk of being cut off.

**Safety Line: 10.75" x 8.25"**

This solid line shows the edge of the safe area. Your design should extend beyond the safety line into the trim area, but important content should remain within the safety line to avoid being cut off.

**Safe Area**


Everything inside this area is safe. Keep all important content within this box.



Half-fold Brochure 11"x17"

Landscape

Design Guidelines - Inside Page



Trim Area: 11.25" x 17.25"

To avoid unwanted white borders at the edge of your final product, your design should extend to the outer edge. Important information, such as text, should not extend into this area since it's at risk of being cut off.



Safety Line: 10.75" x 16.75"

This solid line shows the edge of the safe area. Your design should extend beyond the safety line into the trim area, but important content should remain within the safety line to avoid being cut off.



Safe Area


Everything inside this area is safe. Keep all important content within this box.



Half-fold Brochure 11"x17"

Landscape

Design Guidelines - Back Page

**Trim Area: 11.25" x 8.75"**

To avoid unwanted white borders at the edge of your final product, your design should extend to the outer edge. Important information, such as text, should not extend into this area since it's at risk of being cut off.

**Safety Line: 10.75" x 8.25"**


This solid line shows the edge of the safe area. Your design should extend beyond the safety line into the trim area, but important content should remain within the safety line to avoid being cut off.

**Safe Area**

Everything inside this area is safe. Keep all important content within this box.



Tri-fold Brochure 11"x17" Landscape Design Guidelines - Front Page



Trim Area: 17.25" x 11.25"

To avoid unwanted white borders at the edge of your final product, your design should extend to the outer edge. Important information, such as text, should not extend into this area since it's at risk of being cut off.



Safety Line: 16.75" x 10.75"

This solid line shows the edge of the safe area. Your design should extend beyond the safety line into the trim area, but important content should remain within the safety line to avoid being cut off.




Safe Area

Everything inside this area is safe. Keep all important content within this box.



Tri-fold Brochure 11"x17" Landscape Design Guidelines - Back Page



Trim Area: 17.25" x 11.25"

To avoid unwanted white borders at the edge of your final product, your design should extend to the outer edge. Important information, such as text, should not extend into this area since it's at risk of being cut off.



Safety Line: 16.75" x 10.75"

This solid line shows the edge of the safe area. Your design should extend beyond the safety line into the trim area, but important content should remain within the safety line to avoid being cut off.



Safe Area

Everything inside this area is safe. Keep all important content within this box.